

Scaled data based on original data using  
LM-79-08 Approved Method: Electrical and Photometric Measurements of Solid-  
State Lighting Products

Test Report Prepared for  
Cooper Lighting Solutions  
(formerly Eaton)

Brand: STREETWORKS

Report Number: P266625

Luminaire Tested: **GAN-AF-01-LED-U-T3-7027-600-ADJ**

Issue Date: 3/3/2020

**Test Information**

Test Method: LM-79-08  
Report Number: P266625  
TEST IS SCALED FROM IESNA LM-79-08 TEST DATA (P24140)  
Test Lab: INNOVATION CENTER P2  
Issue Date: 3/3/2020  
Manufacturer: COOPER LIGHTING SOLUTIONS (FORMERLY EATON)  
Product Line: STREETWORKS  
Catalog Number: GAN-AF-01-LED-U-T3-7027-600-ADJ  
Description: GALLEON AREA AND ROADWAY LUMINAIRE  
(1) 70 CRI, 2700K, 615mA LIGHTSQUARE WITH 16 LEDS EACH AND TYPE III OPTICS  
Light Source: -  
Ballast/Driver: ELECTRONIC DRIVER

**Summary**

Lumens per Lamp: N/A  
Luminaire Lumens: 3568.7 lumens  
Efficiency: N/A  
Efficacy: 105.0 lumens/watt  
Luminous Opening: Rectangular (W 0.5' x L: 0.5' x H: 0')  
IES Classification: Type III - Short - Full Cutoff  
BUG Rating: B1 - U0 - G1

Input Watts (W): 34  
Input Voltage (V): NR  
Input Current (Ain): NR  
Voltage Rise (V): NR  
Power Factor: NR  
Total Harmonic Distortion (THDi): NR  
Frequency (hertz): 60  
Stabilization Time: NR  
Operation Time: NR  
Ambient Temperature (°C): NR  
Test Distance: 28.75 FT

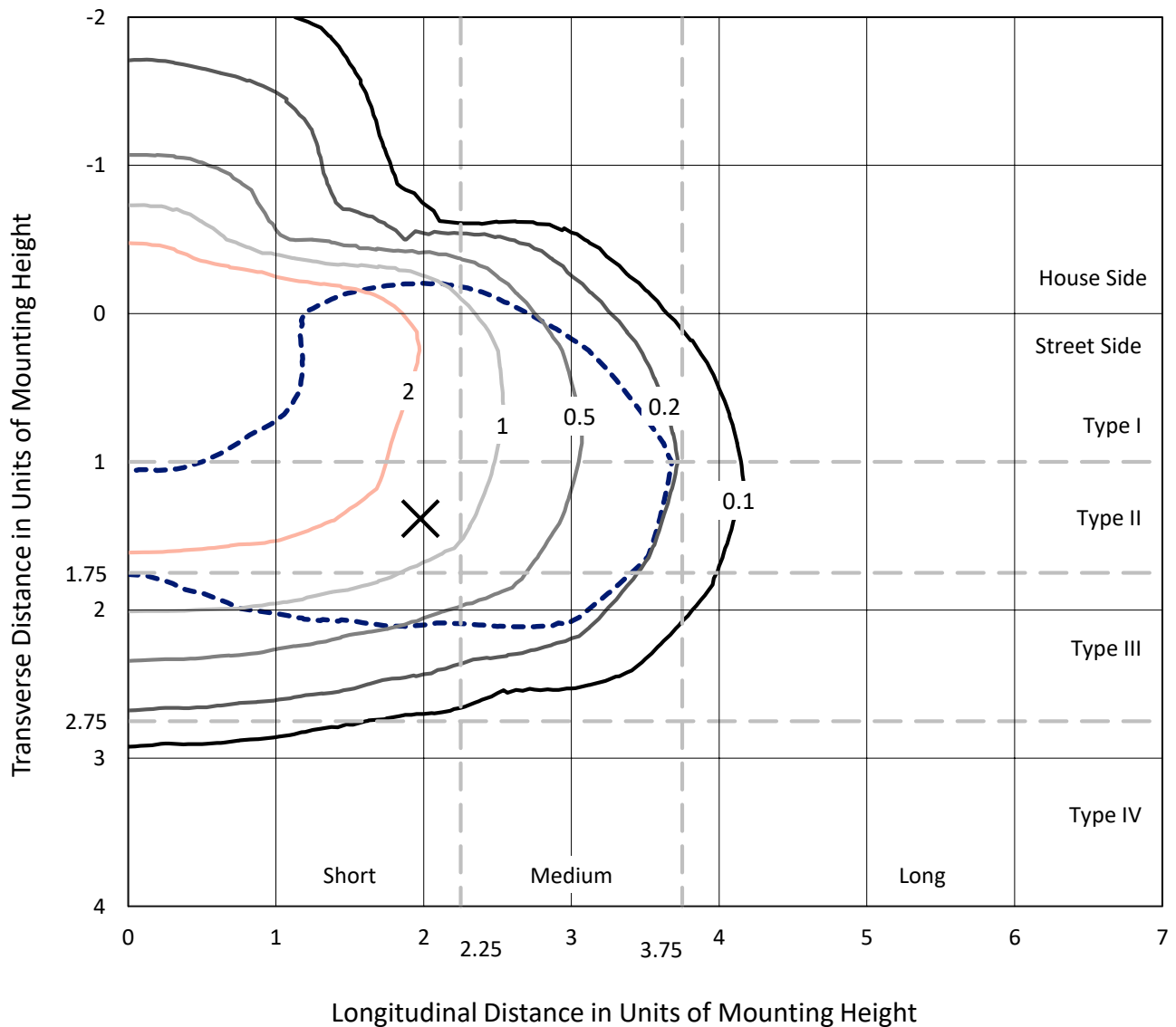


REPORT NUMBER: P266625

CATALOG NUMBER: GAN-AF-01-LED-U-T3-7027-600-ADJ

### Iso-Footcandle Lines of Horizontal Illumination

× Max cd  
 - - - 1/2 Max cd

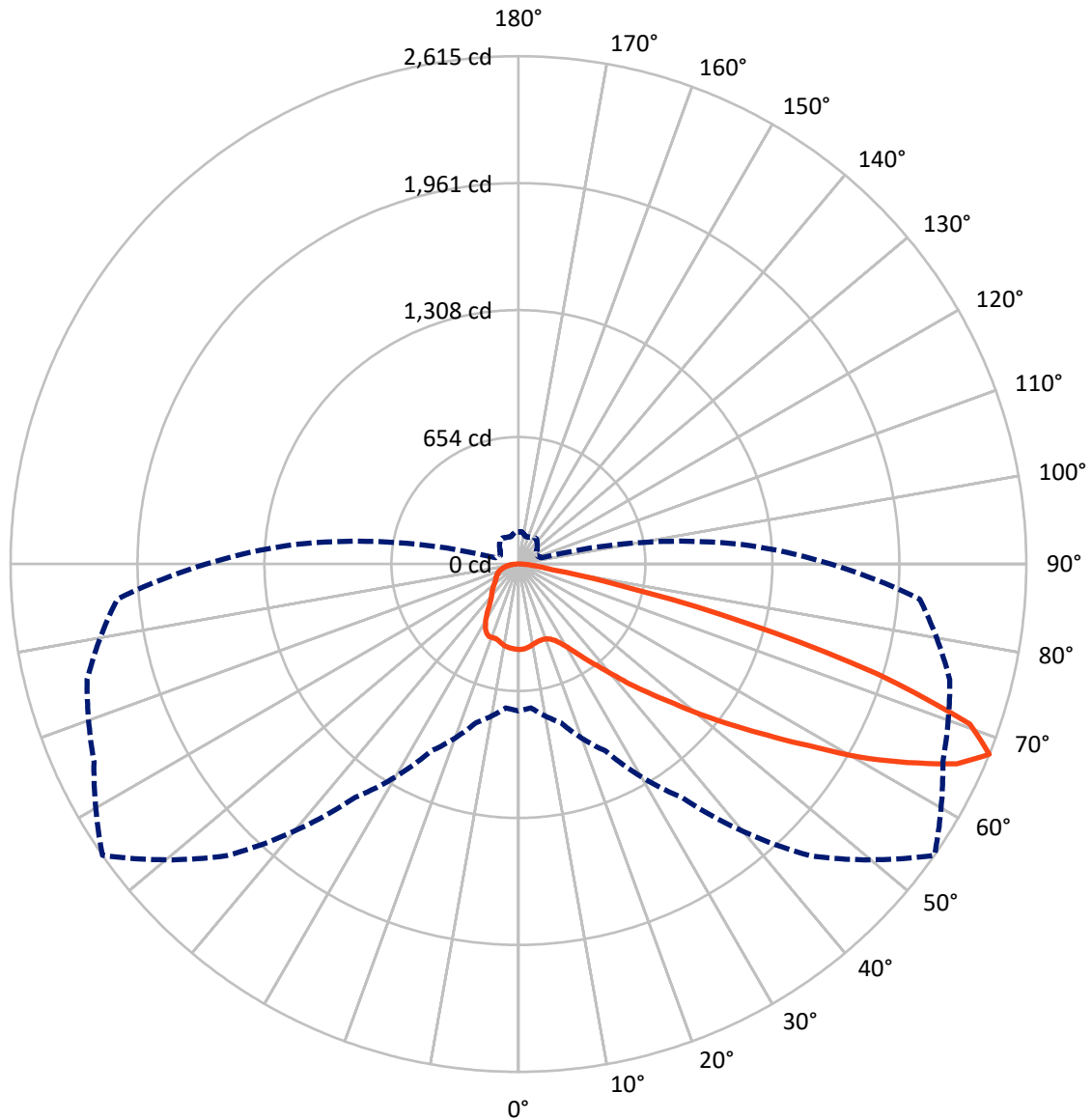


Based on 10 foot mounting height. Maximum calculated value = 4.5 fc  
 Type III - Short - Full Cutoff

REPORT NUMBER: P266625

CATALOG NUMBER: GAN-AF-01-LED-U-T3-7027-600-ADJ

### Luminous Intensity Polar Plot



— Vertical Plane Through 55-Deg Lateral    - - - Horizontal Cone Through 67.5-Deg Vertical



REPORT NUMBER: P266625

CATALOG NUMBER: GAN-AF-01-LED-U-T3-7027-600-ADJ

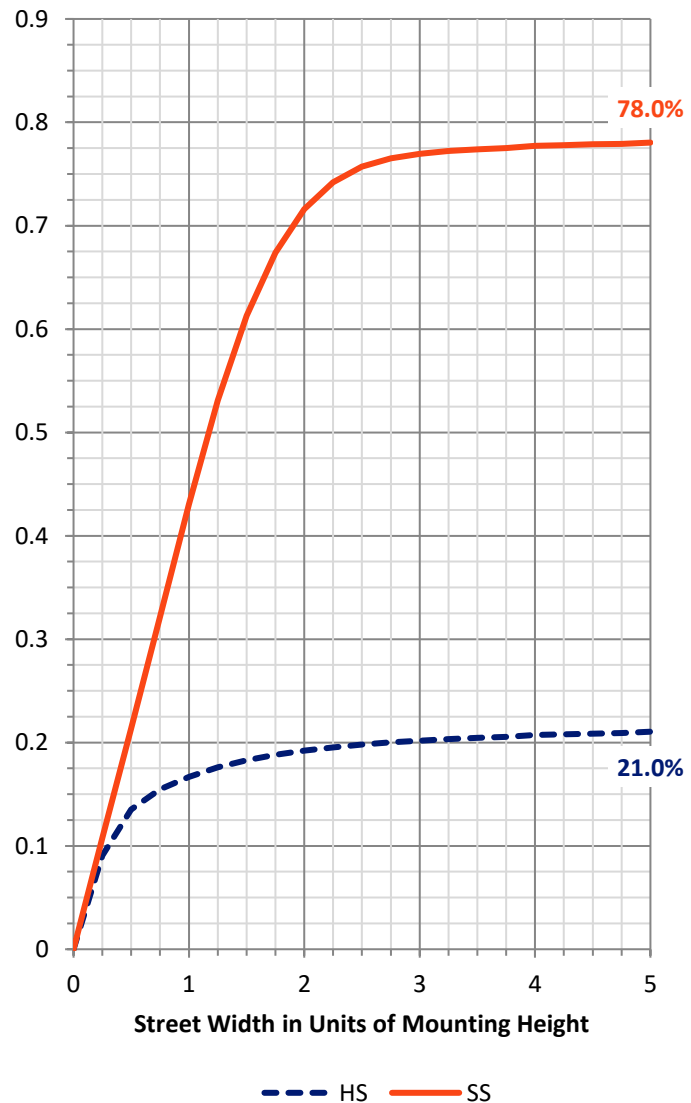
**FLUX DISTRIBUTION:**

		Downward	Upward	Total
<b>House Side</b>	Lumens	770.9	0.0	770.9
	% Fixture	21.6	0.0	21.6
<b>Street Side</b>	Lumens	2797.7	0.0	2797.7
	% Fixture	78.4	0.0	78.4
<b>Total</b>	Lumens	3568.7	0.0	3568.7
	% Fixture	100.0	0.0	100.0

**Coefficient of Utilization**

**ZONAL LUMENS:**

Zone	Lumens	% Fixture
0°-10°	41.1	1.2
10°-20°	116.3	3.3
20°-30°	194.9	5.5
30°-40°	320.5	9.0
40°-50°	539.4	15.1
50°-60°	849.0	23.8
60°-70°	1013.2	28.4
70°-80°	435.1	12.2
80°-90°	59.3	1.7
90°-100°	0.0	0.0
100°-110°	0.0	0.0
110°-120°	0.0	0.0
120°-130°	0.0	0.0
130°-140°	0.0	0.0
140°-150°	0.0	0.0
150°-160°	0.0	0.0
160°-170°	0.0	0.0
170°-180°	0.0	0.0
0°-90°	3568.7	100.0
0°-180°	3568.7	100.0



REPORT NUMBER: P266625

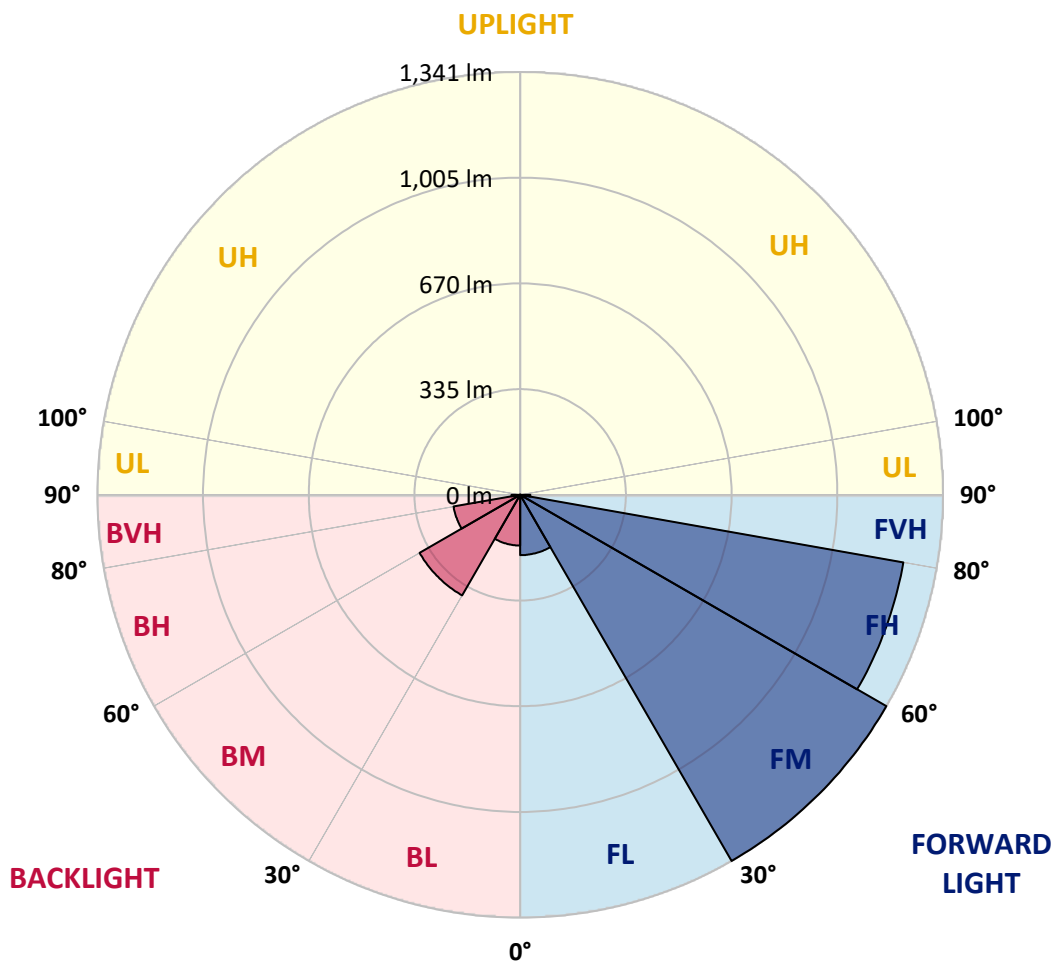
CATALOG NUMBER: GAN-AF-01-LED-U-T3-7027-600-ADJ

**LUMINAIRE CLASSIFICATION SYSTEM LUMEN TABLE AND BUG RATING:**

Zone	Lumens	% Fixture	Zone Rating/Lumen Limit		
			B	U	G
FL (0°-30°)	191.3	5.4			
FM (30°-60°)	1340.7	37.6			
FH (60°-80°)	1233.7	34.6			G1/1800
FVH (80°-90°)	32.1	0.9			G1/100
BL (0°-30°)	161.0	4.5	B1/500		
BM (30°-60°)	368.2	10.3	B1/1000		
BH (60°-80°)	214.5	6.0	B1/500		G1/500
BVH (80°-90°)	27.2	0.8			G1/100
UL (90°-100°)	0.0	0.0		U0/0	
UH (100°-180°)	0.0	0.0		U0/0	

**BUG Rating: B1-U0-G1**

Type III Short





REPORT NUMBER: P266625

CATALOG NUMBER: GAN-AF-01-LED-U-T3-7027-600-ADJ

**CANDELA DISTRIBUTION (FULL):**

	0°	5°	15°	25°	35°	45°	55°	65°	75°	85°	90°
0°	440.1	440.1	440.1	440.1	440.1	440.1	440.1	440.1	440.1	440.1	440.1
2.5°	436.2	436.4	436.8	438.2	439.5	439.0	439.2	438.6	438.4	437.2	438.4
5°	430.7	431.2	431.5	433.7	435.0	435.4	434.9	434.1	433.1	431.9	432.4
7.5°	418.3	419.6	419.7	422.8	425.1	428.0	428.1	428.3	427.9	427.1	428.1
10°	410.3	410.5	410.4	412.6	414.4	417.6	419.6	422.8	424.2	424.5	425.3
12.5°	409.6	409.4	408.9	408.9	408.3	409.6	413.2	417.8	421.0	422.2	423.0
15°	415.2	415.0	413.3	410.7	407.6	406.5	409.4	414.6	418.9	421.0	421.9
17.5°	427.7	426.6	423.9	418.0	411.0	408.2	408.5	412.9	417.8	420.8	421.7
20°	450.4	450.4	444.5	433.5	420.9	414.4	411.2	413.8	418.7	422.7	423.9
22.5°	489.7	490.0	480.2	462.1	440.9	427.0	419.1	418.7	424.4	428.9	430.2
25°	545.5	544.1	530.2	504.4	472.1	449.1	435.6	432.4	437.2	442.2	444.0
27.5°	610.2	605.2	588.7	557.6	515.8	482.1	461.4	456.3	461.1	466.8	468.5
30°	674.3	669.1	649.7	615.5	569.2	526.3	496.8	488.7	495.2	503.3	504.4
32.5°	738.4	738.4	716.7	677.0	626.4	579.3	543.8	534.1	545.0	554.9	557.0
35°	815.1	815.5	794.5	746.5	692.2	642.4	603.3	596.3	612.6	619.6	624.9
37.5°	909.4	911.3	884.2	826.4	766.9	714.4	667.9	658.3	674.6	693.4	710.6
40°	1011.3	1013.6	983.9	912.5	853.0	798.2	747.8	730.5	757.7	793.7	815.8
42.5°	1108.5	1120.9	1092.1	1018.7	954.8	898.0	847.0	821.7	855.8	910.0	929.2
45°	1249.0	1257.9	1207.9	1141.2	1081.1	1017.7	950.0	923.4	971.1	1039.3	1043.3
47.5°	1342.5	1335.9	1310.4	1268.9	1230.9	1171.6	1069.9	1040.5	1103.9	1184.3	1162.0
50°	1392.5	1394.4	1391.0	1393.5	1394.8	1357.6	1216.8	1176.6	1252.2	1349.3	1298.1
52.5°	1438.9	1425.2	1436.5	1493.1	1561.3	1547.5	1376.6	1334.6	1411.1	1532.4	1441.9
55°	1437.8	1416.8	1453.9	1553.7	1701.7	1717.6	1556.0	1507.7	1579.2	1728.7	1594.2
57.5°	1387.1	1388.2	1445.2	1575.7	1799.8	1877.5	1764.2	1691.8	1757.4	1927.7	1733.3
60°	1317.0	1326.5	1408.7	1572.2	1878.1	2008.8	2019.6	1890.3	1932.1	2108.4	1848.5
62.5°	1204.2	1214.1	1327.5	1534.6	1866.1	2135.1	2250.7	2115.2	2114.6	2218.1	1882.3
65°	1026.1	1023.2	1142.3	1394.1	1766.4	2228.5	2480.0	2309.9	2252.2	2219.7	1814.3
67.5°	756.7	743.5	845.8	1061.7	1468.2	2124.0	2615.0	2411.3	2299.0	2073.7	1606.8
70°	392.6	379.5	462.3	620.0	965.6	1657.6	2465.6	2358.9	2195.5	1738.3	1258.9
72.5°	168.0	165.6	199.2	271.9	467.1	956.2	1933.3	2041.7	1883.8	1295.1	865.4
75°	112.8	112.2	124.8	148.2	210.2	388.0	1209.8	1449.2	1378.3	803.1	486.8
77.5°	88.7	87.8	95.1	106.4	136.2	153.2	536.9	778.0	720.1	349.6	213.1
80°	69.3	68.6	73.2	79.5	97.9	96.5	176.6	309.6	239.6	133.9	103.6
82.5°	54.6	54.6	58.4	58.6	69.4	65.8	92.3	136.4	119.7	78.2	63.4
85°	49.9	49.9	54.0	43.7	45.4	41.5	57.2	80.8	75.8	32.1	27.6
87.5°	25.2	24.4	45.4	38.7	24.7	22.1	27.9	39.2	42.1	17.7	13.7
90°	0.0	0.0	0.0	0.0	0.0	0.0	0.0	0.0	0.0	0.0	0.0



REPORT NUMBER: P266625

CATALOG NUMBER: GAN-AF-01-LED-U-T3-7027-600-ADJ

**CANDELA DISTRIBUTION (continued):**

	95°	105°	115°	125°	135°	145°	155°	165°	175°	180°
0°	440.1	440.1	440.1	440.1	440.1	440.1	440.1	440.1	440.1	440.1
2.5°	438.1	437.8	438.2	438.4	439.7	441.5	442.4	443.7	444.3	444.0
5°	432.9	433.2	434.5	435.6	438.1	441.1	442.9	444.2	445.4	444.9
7.5°	428.5	429.4	431.5	432.4	433.7	434.5	434.4	434.9	435.9	434.7
10°	426.1	427.1	428.8	427.5	424.2	419.6	415.2	413.0	413.7	412.9
12.5°	423.7	425.1	423.9	418.3	409.0	403.0	399.7	400.0	401.6	401.9
15°	422.4	422.8	417.6	406.9	397.7	396.8	398.5	398.2	398.4	398.4
17.5°	422.4	420.9	411.2	400.6	396.6	395.1	389.8	382.9	380.1	379.1
20°	424.5	420.9	409.2	402.1	393.5	380.3	366.1	353.8	348.3	346.7
22.5°	431.2	425.1	415.0	402.8	378.4	356.1	333.7	318.9	308.8	307.2
25°	444.9	438.1	426.6	393.6	354.2	322.5	297.0	280.5	270.4	269.0
27.5°	468.6	464.2	432.9	373.5	322.1	288.1	264.6	251.9	244.3	243.9
30°	504.5	502.3	429.7	343.7	282.6	254.8	243.6	236.2	230.7	230.4
32.5°	561.7	543.7	419.6	307.3	246.7	231.4	226.6	222.2	217.8	217.8
35°	635.3	577.2	400.3	268.4	224.8	218.2	212.4	205.4	199.7	199.2
37.5°	721.9	597.8	365.6	237.1	214.4	209.5	200.9	190.4	180.3	178.6
40°	809.3	604.0	316.8	217.7	207.9	200.6	190.1	177.8	168.1	167.5
42.5°	889.4	592.2	265.1	204.5	201.3	191.7	180.6	169.6	162.1	161.9
45°	956.7	561.3	221.6	191.9	194.5	183.6	173.7	164.7	158.9	157.7
47.5°	1019.8	517.7	191.2	178.6	187.6	179.1	170.8	162.4	156.7	155.9
50°	1093.3	470.5	169.8	165.6	181.5	177.5	173.3	164.4	155.0	153.9
52.5°	1182.3	429.8	153.2	154.2	176.8	179.7	179.4	170.3	153.8	152.4
55°	1281.5	384.7	140.4	144.9	175.0	183.4	181.0	175.8	154.8	152.7
57.5°	1379.3	332.0	131.7	137.9	172.1	183.1	173.6	166.1	157.3	154.2
60°	1452.6	261.1	125.0	131.7	166.1	177.3	165.5	155.6	156.7	154.5
62.5°	1457.4	201.8	116.9	126.3	157.1	171.7	160.2	150.9	158.9	156.8
65°	1371.7	152.5	109.1	120.0	147.2	168.1	155.0	148.4	163.6	161.3
67.5°	1155.0	122.7	102.5	113.5	137.4	160.4	150.2	146.1	167.8	163.8
70°	833.7	104.7	96.2	105.6	128.5	151.9	146.2	141.8	156.6	150.2
72.5°	513.3	90.6	88.9	95.0	121.9	142.9	140.0	133.6	141.0	136.1
75°	256.2	78.6	80.8	84.6	112.4	132.7	129.6	123.2	124.2	123.2
77.5°	122.7	67.3	71.3	74.3	100.2	121.2	117.9	111.4	110.1	110.3
80°	77.8	56.2	60.1	62.3	89.4	107.7	104.5	97.9	111.7	103.6
82.5°	48.6	45.6	46.7	50.6	78.0	93.8	89.4	83.6	100.7	79.6
85°	26.9	31.9	33.2	36.6	59.9	78.4	74.1	66.7	59.7	58.7
87.5°	16.0	19.0	19.5	21.9	40.3	56.8	50.1	47.6	39.4	39.3
90°	0.0	0.0	0.0	0.0	0.0	0.0	0.0	0.0	0.0	0.0

(END OF REPORT)